

Early Head Start Facts and Figures

A Proven Support for Children, Pregnant Women, and Families

For more than 25 years, Early Head Start has leveraged the proven Head Start model to positively affect the brain development, health, and well-being of pregnant women and children birth to age three. Through year-round, full-day services in centers, as well as home-based options, **its impact is undeniable.**

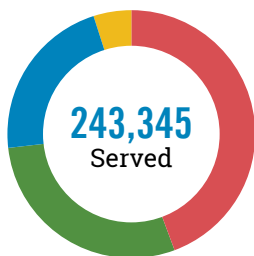
By the Numbers

187,771

Federally funded
Early Head Start slots



Only **10%** of eligible children and their families had access.



- 4.8% Pregnant Women
- 21.9% Under Age One
- 29.0% Age One
- 44.3% Age Two



15,601

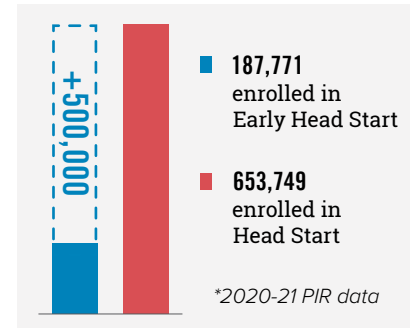
classrooms in the
United States

Enrollment

In 2020-21, Early Head Start served children 0-3 and pregnant women through 187,771 slots in all 50 states and territories. Enrollment includes children and families enrolled in American Indian / Alaska Native Head Start and Migrant and Seasonal Head Start. **Throughout the year, a total of 209,821 infants and toddlers and 11,576 pregnant women participated in Early Head Start.**

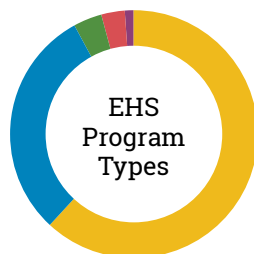
Access

There are nearly 500,000 fewer Early Head Start slots than Head Start slots, which prevents our nation's most vulnerable learners from experiencing a continuum of quality care during the critical prenatal-to-five period. Early Head Start Rising is NHTA's campaign to [raise Early Head Start slots](#) to at least equal the number of Head Start slots.



Program Types

Early Head Start provides extensive options to meet the needs of working parents.



- 61.8% Center-based
- 30.4% Home-based
- 3.7% Family Child Care
- 3.0% Pregnant Women
- 1.1% Locally Designed

- **Center-based programs** offer classroom-based care and education for at least 6 hours a day in community settings and schools
- **Home-based services** bring staff to families to support child development through a weekly 90-minute home visit and bi-monthly group social activities
- **Prenatal and postpartum services** offer information, education, and support directly to women during and after pregnancy
- **Family child care programs** provide the Early Head Start model in a private home daycare or a family-like setting
- **Hybrid-option programs** tailor services specifically to local needs

Early Head Start Improves Wellbeing

- Children in Early Head Start are more likely to be immunized and to receive services if they have a diagnosed disability.
- Early Head Start children show significantly better social-emotional, language, and cognitive development.
- For families in the child welfare system, children enrolled in Head Start are 93% less likely to be placed in foster care.

45,595

Children served by Early Head Start-Child Care Partnerships

Through Early Head Start-Child Care Partnerships, Early Head Start programs have partnered with over 1,400 child care centers and 1,000 family child care providers to raise the bar on quality and services. By working together, the partners are able to extend Early Head Start resources to more early learning settings.

Equity

Early Head Start is rooted in equity, supporting children from the most at-risk backgrounds. Through a comprehensive model of support for the whole child and whole family, Early Head Start serves as a buffer to prevent and address childhood trauma, hunger, poor health, and other outcomes associated with living in poverty, which disproportionately affect children of color.

Of the **221,397** children served:

17,259

Experienced homelessness

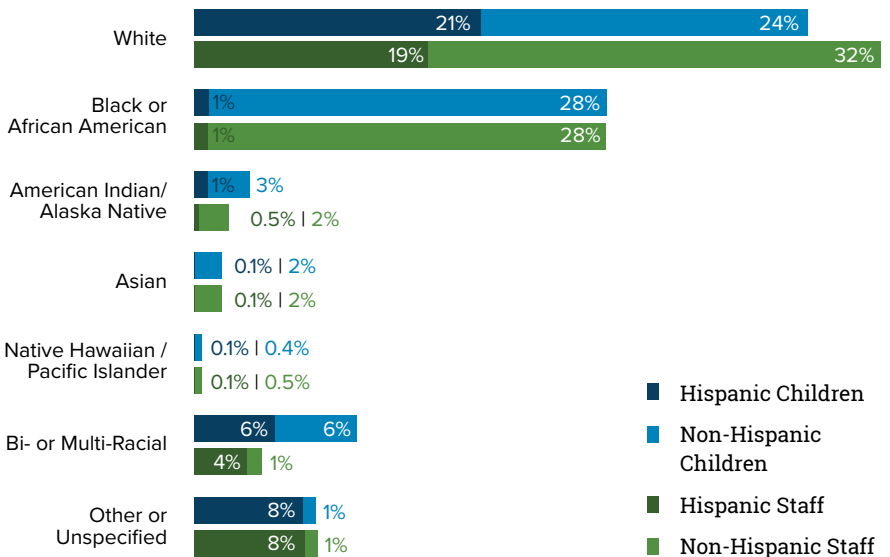
10,025

Were in foster care

24,352

Had a diagnosed disability

Race & Ethnicity of Children & Staff



Supports for Families & Pregnant Women



15,912

Parents Educated on Postpartum Care



10,340

Pregnant Women connected with a Medical Home



86,146

Health Education



9,976

Substance Abuse Prevention



23,090

Adult Education



20,450

Housing Assistance



71,553

Emergency or Crisis Intervention



24,585

Assistance Enrolling in Education or Job Training Program

Health Supports Provided to Children



Health Insurance to **199,995** Children



Dental Home to **158,426** Children



154,192 Children Up-to-Date on Immunizations

The majority of this data was collected from the [2020-21 Program Information Report](#). For additional citations, visit go.nhsa.org/EHS-Facts