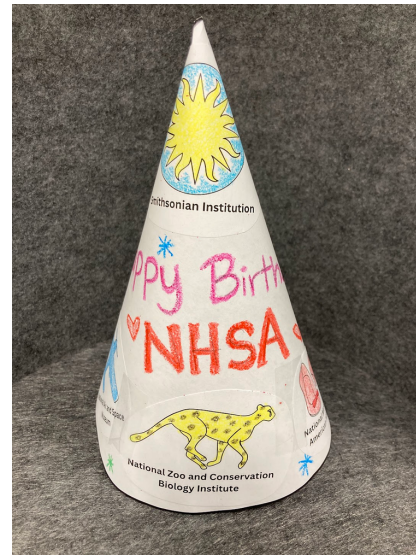



SMITHSONIAN-INSPIRED BIRTHDAY HAT

The Smithsonian wants to wish NHSA a Happy Birthday! To join in the celebration, make your own Smithsonian-inspired birthday hat that you can wear on the day of the program, NHSA and Zoo in the Classroom: Zoo Baby Birthday Bash! Snap a picture of your classmates, friends, and post it on social media using the hashtag #NHSAandZoo for a chance to be featured on NHSA's and the Smithsonian National Zoo's social media!



Materials:

- Printout of birthday hat outline
- Scissors
- Glue or tape
- Hole punch
- String, yarn, ribbon
- Decoration materials
 - Coloring utensils
 - Printout of Smithsonian images
 - Leaves, flowers, sticks and other nature materials

Step 1: Gather your materials

At the Smithsonian, we love to be creative and curious, so as you decorate your hat, feel free to look around your house or go outside on a nature walk and collect leaves, flowers, and sticks. Use what you find to create fun texture rubbings on the outline paper or tape the objects to the hat. Or use the Smithsonian image printout that features objects from five different museums. The possibilities are endless!

Step 2: Decorate your hat

Add your decorations inside the hat outline first without cutting out the hat. It is easier to tape, glue, and color on the flat piece of paper than on the rounded hat!



Step 3: Cutout the hat

Now take your scissors and cut out the hat following the black lines.


Step 5: Add holes punches to the sides of the hat

Roll the hat so that the two long ends meet and form a cone. Glue or tape down one side of the hat to the other using the gray line as a guide.



Step 4: Tape or glue your hat

Add two holes, one on each side of the hat, with a hole puncher. Take a piece of string, yarn, ribbon, or other preferable material and knot it around one hole and repeat on the other side of the hat. Once both strings are secured, tie a bow under your chin or around your head so it stays in place as you move, dance, and sing along with NHSA and the Smithsonian National Zoo!




Step 6: Take a picture


Show off your hat! Take a picture with your classmates, friends, or family and post it on social media using #NHSAandZoo for a chance to be featured on the NHSA and Smithsonian National Zoo social media!

Top

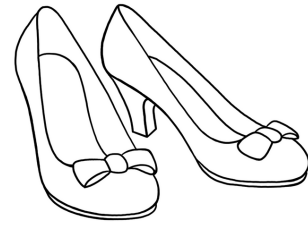
Glue Here

Bottom






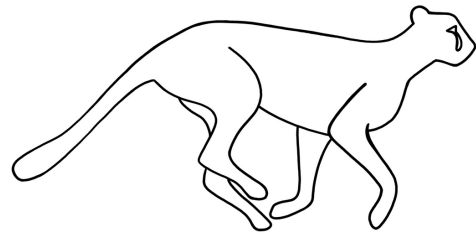
Smithsonian Institution



National Museum of American History



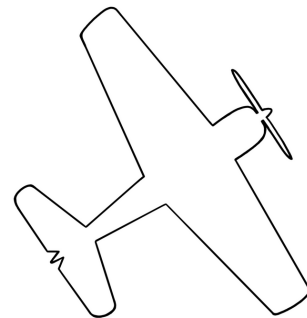
Hirshhorn Museum and Sculpture Garden



National Zoo and Conservation Biology Institute



National Portrait Gallery



National Air and Space Museum